

Wednesday, January 7, 2015  
Updated: January 8, 3:11 PM ET

# NFL divisional-round viewer's guide

By Staff  
ESPN The Magazine

# DIVISIONAL

**SATURDAY, 4:35 P.M. ET, NBC**  
**RAVENS AT PATRIOTS**



## THE RAVENS' DEFENSIVE RANKS, 2014

	YDS ALLOWED PER GAME	YDS ALLOWED PER ATTEMPT	EXPECTED POINTS ADDED*
VS. RUN	4TH	3RD	3RD
VS. PASS	23RD	17TH	21ST

\*EPA SHOWS HOW EACH PLAY CHANGES A TEAM'S EXPECTATION FOR SCORING COMPARED TO THE AVERAGE.

**9** The Patriots have **won nine consecutive home games** when they pass for more yards than their opponent. Their last loss? Against Baltimore in the 2012 AFC title game.

## THE PATRIOTS IN HOME PLAYOFF GAMES, 2001-14

VS. RAVENS	VS. ALL OTHERS	<b>4-6</b>

POINTS SCORED PER GAME	16.7	28.7
POINTS ALLOWED PER GAME	27.0	15.2
TURNOVER MARGIN	-7	+12
RECORD	1-2	11-1

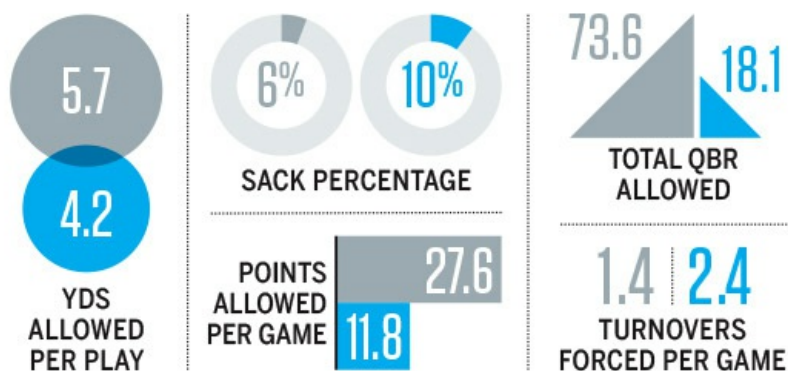
The Patriots are 4-6 in their last 10 playoff games. They were 14-2 in their previous 16 postseason appearances, including three Super Bowl wins.

SATURDAY, 8:15 P.M. ET, FOX

## PANTHERS AT SEAHAWKS

### THE PANTHERS' DEFENSIVE TRANSFORMATION

■ FIRST 12 GAMES  
■ LAST 5 GAMES



**32** Russell Wilson's Total QBR is 32 points worse at home than on the road. Geno Smith (-32.2) is the only qualified QB with a higher differential.

### SEATTLE'S 2014 D PLAYING BETTER THAN IN 2013\*

	YDS ALLOWED PER GAME	YDS ALLOWED PER PLAY	POINTS ALLOWED PER GAME	SACK PERCENTAGE
2013	230.4	3.9	10.4	7%
2014	201.8	3.6	7.2	14%

\*ALL STATS FROM WEEKS 13-17.

**19** During the Panthers' five-game winning streak, they played defenses that finished the season ranked, on average, 19th in scoring defense.

SUNDAY, 1:05 P.M. ET, FOX

## COWBOYS AT PACKERS



## WHY DALLAS IS BETTER ON THE ROAD

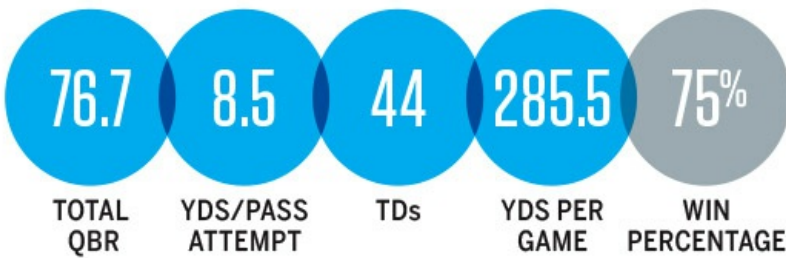
	ROAD	HOME
POINTS PER GAME	34.4	24.0
TURNOVER MARGIN	+10	-4
TOTAL QBR ALLOWED	49.1	76.1
RECORD	8-0	4-4

# 5

All five of the previous teams to go 8-0 on the road in the regular season **made it to the conference championship game**. Two of those won the Super Bowl.

## AARON RODGERS THRIVES IN THE COLD, 2008-14\*

■ FIRST IN NFL (MIN. 5 GAMES)  
 ■ TIED FOR SECOND



\*OUTDOOR GAMES (REGULAR SEASON/PLAYOFFS) WITH WEATHER 32 DEGREES OR COLDER. FORECAST CALLS FOR FRIGID CONDITIONS SUNDAY.

**19.4** The Packers **outscore their opponents at home** by an average of 19.4 points per game, No. 1 in the NFL.

SUNDAY, 4:40 P.M. ET, CBS  
**COLTS AT BRONCOS**

## THE COLTS' PASS-HAPPY OFFENSE



305.9  
PASS YDS  
PER GAME

42  
PASSING  
TDs

100.8  
RUSH YDS  
PER GAME


9  
RUSHING  
TDs

3.9  
YDS PER  
CARRY

**11** The Colts had 11 games in which they threw for more than 300 yards. The next-closest team was the Steelers with nine.

## THE BRONCOS' NEW-FOUND RUN GAME

■ WEEKS 1-11  
■ WEEKS 12-17



**10**  
Broncos RB C.J. Anderson scored 10 total TDs in 2014, tied for seventh among RBs, all of which came in his final eight games.

ILLUSTRATIONS BY RAFA ALVAREZ  
ALL STATS REGULAR SEASON ONLY UNLESS OTHERWISE NOTED